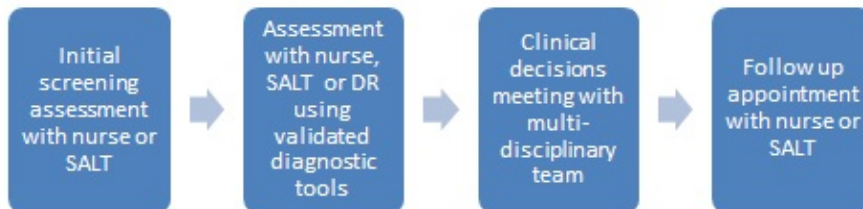


Seeking a diagnosis of autism/Asperger's

Through Leeds single point of access/Leeds Autism Diagnostic Service (LADS)

Service users, carers and professionals can make referrals to LADS by contacting the **Single Point of Access** (mainstream mental health services) on telephone number 0300 300 1485. The team are happy to receive referrals for all adults over the age of 18 years regardless of IQ (includes people who also have a learning disability or other developmental conditions).

Alternatively: You can download a referral form from <http://www.leedspft.nhs.uk/professionals/SPA>. Complete this form, save it and send it on as an attachment to email address: referral.lypft@nhs.net. (NB. This referral was originally created to be completed by health professionals so you will need to complete it as best you can. Further guidance can be found on the website). **New referrals follow [The Care Pathway](#):**



N.B. The initial screening assessment should usually take place within 12 weeks of your referral. A “SALT” is a Speech and Language Therapist.

Please note that autism is a developmental condition and the signs and symptoms are most obvious at the age of 4-5 years. Therefore, if information from a family member is not available, it may not be possible to reach a conclusion. If school reports, speech and language reports or medical reports from childhood are available this can assist in the process.

The service is based at: Aire Court, Lingwell Grove, Middleton, Leeds LS10 4BS. **Tel:** 0113 8550712



E-mail: lds.lypft@nhs.net **Web:** http://www.leedsandyorkpft.nhs.uk/our_services/Specialist-LD-Care/LADS

Through your GP:

You can also try to organise a diagnosis through your GP. Your GP should organise for a referral to be made through LADS (see above). The centre will then get in contact with you to schedule an assessment.

GPs can sometimes be reluctant to refer people for a diagnosis so it is best to take as much information and evidence as you can to support your request. There are a number of self-assessment forms and tests online that you can complete – individually these will not be enough for a diagnosis however they will be helpful when speaking to your GP. It is also useful to list all the difficulties you are experiencing on a day to day basis, do not be put off and be very firm in your request for a diagnosis.

Working for and with adults with autism across Yorkshire

 Great Northern House, Junc. 7 Business Park, Leeds, LS10 3DQ  01132 775 656

 info.leeds@specialistautismservices.org  www.specialistautismservices.org

Head office: 19 Peckover Street, Bradford, BD1 5BD - 01274 789 789
Community Interest Company – Registration no. 07030897

